


WORLDWIDE FIRST

DOUBLE THERMO-INSULATED ICEBATH
FOR PROFESSIONALS!

IceBath



double
thermo-insulating wall
reduces water heat loss
by 40%



removable
thermo-insulated
cover with Zipper



fully
customizable
branding





extremely
portable

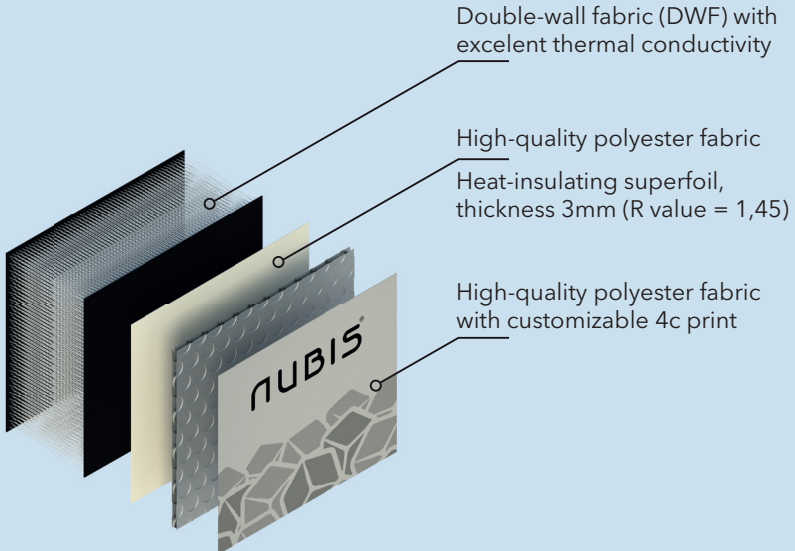


cushioned
bottom
for
better comfort

NubisIceBath & IceBathXL

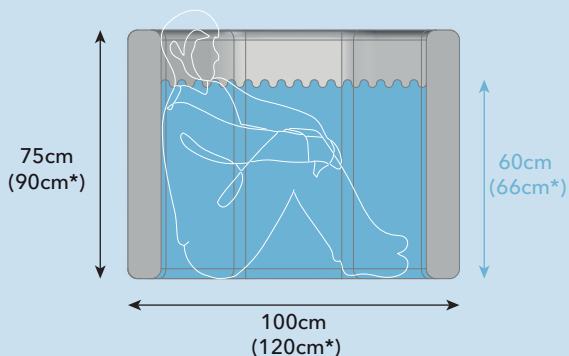
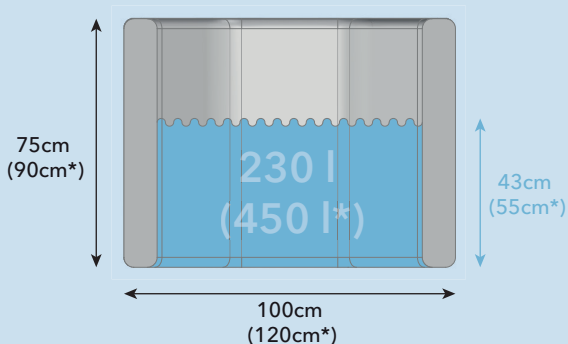
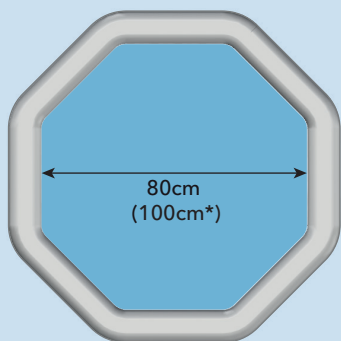


Technical advantages:



Dimensions:

*values for "Nubis IceBathXL"



Specifications:

	Nubis IceBath	Nubis IceBathXL
Maximum capacity:	1 person seating	2 person standing
Internal dim. (L x W x H):	80x80x75 cm	100x100x90cm
Color (inner):	black	black
Fill depth:	43 cm	55 cm
Capacity (water volume):	230 l	450 l
Net weight (empty):	10,5 kg	15,5 kg
Gross weight (full):	240 kg	465 kg
Pipe connections:	1/2" DN15 (metal)	1/2" DN15 (metal)
Inflation time:	10 s	20 s
Packaging (incl. Foot Pump):	90x50x30cm, 12,0kg	120x50x30cm, 17,0kg

PERSONALIZE IT

NUBIS ICEBATH AND BAG WITH YOUR **OWN BRAND LOGO / GRAPHIC.**



ACCESSORIES

COMPLEMENT YOUR NUBIS **TO YOUR NEEDS.**

